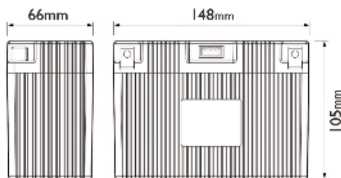


# Shorai LFX Battery Range Specifications and Dimensions



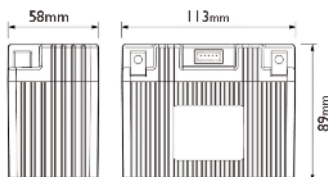
## Case Size 1, 148mm x 66mm x 105mm

Model	Voltage	Polarity	A/Hr	CCA	Weight
LFX12A1-BS12	12V	(+) (-)	12 (Pb Eq)	155A	0.61Kg
LFX14A1-BS12	12V	(+) (-)	14 (Pb Eq)	210A	0.76Kg
LFX18A1-BS12	12V	(+) (-)	18 (Pb Eq)	270A	1.00Kg
LFX18L1-BS12	12V	(-) (+)	18 (Pb Eq)	270A	1.00Kg



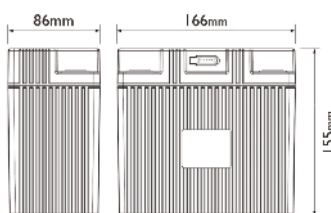
## Case Size 2, 113mm x 58mm x 89mm

Model	Voltage	Polarity	A/Hr	CCA	Weight
LFX07L2-BS12	12V	(-) (+)	7 (Pb Eq)	102A	0.48Kg
LFX09A2-BS12	12V	(+) (-)	9 (Pb Eq)	135A	0.58Kg
LFX09L2-BS12	12V	(-) (+)	9 (Pb Eq)	135A	0.58Kg
LFX14A2-BS12	12V	(+) (-)	14 (Pb Eq)	210A	0.76Kg
LFX14L2-BS12	12V	(-) (+)	14 (Pb Eq)	210A	0.76Kg
LFX18A2-BS06	6V	(+) (-)	18 (Pb Eq)	270A	0.58Kg
LFX18L2-BS06	6V	(-) (+)	18 (Pb Eq)	270A	0.58Kg



## Case Size 3, 166mm x 86mm x 155mm

Model	Voltage	Polarity	A/Hr	CCA	Weight
LFX24A3-BS12	12V	(+) (-)	24 (Pb Eq)	360A	1.64Kg
LFX24L3-BS12	12V	(-) (+)	24 (Pb Eq)	360A	1.64Kg
LFX27A3-BS12	12V	(+) (-)	27 (Pb Eq)	405A	1.75Kg
LFX27L3-BS12	12V	(-) (+)	27 (Pb Eq)	405A	1.75Kg
LFX36A3-BS12	12V	(+) (-)	36 (Pb Eq)	540A	2.19Kg
LFX36L3-BS12	12V	(-) (+)	36 (Pb Eq)	540A	2.19Kg



All Shorai batteries are supplied with a set of high density self adhesive foam sheets to ensure a perfect fit and add vibration/thermal insulation.

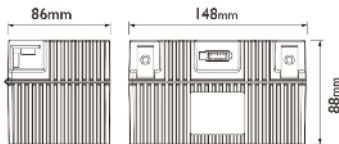
Shorai quote a "Lead Acid Equivalent" figure - this is not the actual capacity but of the battery but an indication of the capacity of lead acid battery it would be suitable to replace. EG The LFX14L2-BS12 has a capacity of 4.4Ah but the performance of a 14Ah lead acid battery.

# Shorai LFX Battery Range Specifications and Dimensions



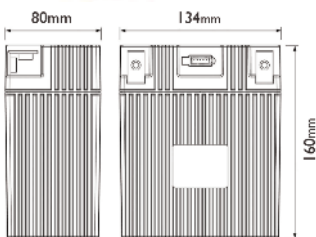
## Case Size 4, 148mm x 86mm x 88mm

Model	Voltage	Polarity	A/Hr	CCA	Weight
LFX14A4-BS12	12V	(+) (-)	14 (Pb Eq)	210A	0.90Kg
LFX19A4-BS12	12V	(+) (-)	19 (Pb Eq)	285A	1.05Kg



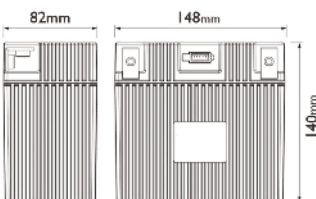
## Case Size 5, 134mm x 80mm x 160mm

Model	Voltage	Polarity	A/Hr	CCA	Weight
LFX14A5-BS12	12V	(+) (-)	14 (Pb Eq)	210A	2.27Kg
LFX14L5-BS12	12V	(-) (+)	14 (Pb Eq)	210A	2.27Kg



## Case Size 6, 148mm x 82mm x 140mm

Model	Voltage	Polarity	A/Hr	CCA	Weight
LFX21A6-BS12	12V	(+) (-)	21 (Pb Eq)	315A	3.03Kg
LFX21L6-BS12	12V	(-) (+)	21 (Pb Eq)	315A	3.03Kg



All Shorai batteries are supplied with a set of high density self adhesive foam sheets to ensure a perfect fit and add vibration/thermal insulation.

Shorai quote a "Lead Acid Equivalent" figure - this is not the actual capacity but of the battery but an indication of the capacity of lead acid battery it would be suitable to replace. EG The LFX14L2-BS12 has a capacity of 4.4Ah but the performance of a 14Ah lead acid battery.